

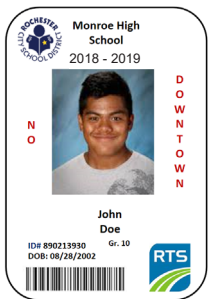


Your school and the Regional Transit Service (RTS) are pleased to introduce the RTS Smartcard ID Pass. It serves as your student ID and lets you travel on RTS buses during specific time periods. Please read the information below so you know how it works.

PASS TYPES


Each student who is eligible for transportation will receive one of three different RTS Smartcard ID passes. You can only use your Pass Monday through Friday when school is in session.

NO DOWNTOWN ID PASS




The "No Downtown Pass," which is white in color, can only be used on Express Transfer Routes. The Pass is only valid on ETS routes going to and from your school. You cannot use the "No Downtown Pass" to travel through Downtown Rochester.

1 HOUR CONNECTION ID PASS



The "1 Hour Connection Pass," which is grey in color, is valid from 5:30am to 9:30am at any RTS bus stop, except the RTS Transit Center. From 10:30am to 5:00pm, the pass is valid at the closest bus stop to the school printed on the pass. If a transfer at the RTS Transit Center is necessary, a Connection Pass must be requested immediately upon boarding. The Connection Pass is valid for one hour from the time of issue.

FLEX ID PASS



The "Flex Pass," which is green in color, is valid at any RTS bus stop, except the RTS Transit Center from 5:30am to 7:00pm. If a transfer at the RTS Transit Center is necessary, a Connection Pass must be requested immediately upon boarding. The Connection Pass is valid for one hour from the time of issue.

Using Your RTS Smartcard ID Pass

HOW TO USE THE RTS SMARTCARD ID PASS

Show your ID Pass to the Bus Operator when you board the bus, and make sure your photo is visible. After that, it's "tap, beep, then take your seat." Tap the RTS Smartcard ID Pass on the Farebox, and you will hear a "beep" sound that confirms your card is valid.

If you are not entitled to transportation services on RTS, you will hear, "Card not valid." In this case, you will be required to exit the bus or pay the \$1 fare.

If you attempt to use an ID Pass that is not yours, an ID Pass that has been tampered with, or an ID Pass that the bus farebox indicates is not valid, the RTS Bus Operator is required to take it from you. Please remember that free transportation to school is a privilege, not a right. The privilege can be taken away for misusing your ID Pass or improper behavior.

HOW TO USE THE RTS CONNECTION PASS AND 2+2 ACTIVITY PASS



If you have a "1 Hour Connection Pass" or a "Flex Pass," don't forget to ask for an RTS Connection Pass when boarding if you must transfer downtown. When boarding with a Connection Pass, you must first show your ID Pass to the Bus Operator and "tap" it on the farebox. Lastly, swipe the RTS Connection Pass in the farebox.

RTS TWO PLUS TWO ACTIVITY PASSES



Fall



Winter



Spring

If you participate in after school activities, you will receive an RTS 2+2 Activity Pass. The RTS 2+2 Activity Pass is valid from 3:30 pm until 9:00 pm during the week and anytime on the weekends, as well as on holidays and during school breaks.

When boarding with a Two Plus Two Activity Pass, you must first show your ID Pass to the Bus Operator and "tap" it on the farebox. Lastly, swipe the RTS Two Plus Two Pass in the farebox.